

## GA - General Aptitude

### Q1 - Q5 carry one mark each.

- Q.No. 1** Rescue teams deployed \_\_\_\_\_ disaster hit areas combat \_\_\_\_\_ a lot of difficulties to save the people.
- (A) with, at  
(B) in, with  
(C) with, with  
(D) to, to

- Q.No. 2** Select the most appropriate word that can replace the underlined word without changing the meaning of the sentence:

Now-a-days, most children have a tendency to belittle the legitimate concerns of their parents.

- (A) disparage  
(B) applaud  
(C) reduce  
(D) begrudge

- Q.No. 3** Select the word that fits the analogy:

Partial : Impartial : : Popular : \_\_\_\_\_

- (A) Impopular  
(B) Dispopular  
(C) Mispopular  
(D) Unpopular

- Q.No. 4** After the inauguration of the new building, the Head of the Department (HoD) collated faculty preferences for office space. P wanted a room adjacent to the lab. Q wanted to be close to the lift. R wanted a view of the playground and S wanted a corner office.

Assuming that everyone was satisfied, which among the following shows a possible allocation?

- (A)

	PLAYGROUND			
	HoD	Q	R	S
ROAD				
	P			LIFT
	LAB			

- (B)

	PLAYGROUND			
ROAD	S	R	P	HoD
	Q			LIFT
	LAB			

(C)

	PLAYGROUND			
ROAD	S	R	HoD	Q
	P			LIFT
	LAB			

(D)

	PLAYGROUND			
ROAD	HoD	S	R	Q
	P			LIFT
	LAB			

Q.No. 5

If  $f(x) = x^2$  for each  $x \in (-\infty, \infty)$ , then  $\frac{f(f(f(x)))}{f(x)}$  is equal to \_\_\_\_\_.

- (A)  $f(x)$
- (B)  $(f(x))^2$
- (C)  $(f(x))^3$
- (D)  $(f(x))^4$

**Q6 - Q10 carry two mark each.**

Q.No. 6

Nominal interest rate is defined as the amount paid by the borrower to the lender for using the borrowed amount for a specific period of time. Real interest rate calculated on the basis of actual value (inflation-adjusted), is approximately equal to the difference between nominal rate and expected rate of inflation in the economy.

Which of the following assertions is best supported by the above information?

- (A) Under high inflation, real interest rate is low and borrowers get benefited.
- (B) Under low inflation, real interest rate is high and borrowers get benefited.
- (C) Under high inflation, real interest rate is low and lenders get benefited.
- (D) Under low inflation, real interest rate is low and borrowers get benefited.

**Q.No. 7** For the year 2019, which of the previous year's calendar can be used?

- (A) 2011
- (B) 2012
- (C) 2013
- (D) 2014

**Q.No. 8** The ratio of 'the sum of the odd positive integers from 1 to 100' to 'the sum of the even positive integers from 150 to 200' is \_\_\_\_\_.

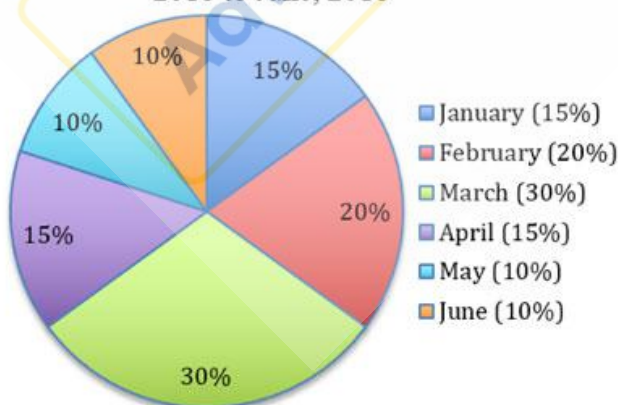
- (A) 45 : 95
- (B) 1 : 2
- (C) 50 : 91
- (D) 1 : 1

**Q.No. 9** In a school of 1000 students, 300 students play chess and 600 students play football. If 50 students play both chess and football, the number of students who play neither is \_\_\_\_\_.

- (A) 200
- (B) 150
- (C) 100
- (D) 50

**Q.No. 10** The monthly distribution of 9 Watt LED bulbs sold by two firms X and Y from January to June 2018 is shown in the pie-chart and the corresponding table. If the total number of LED bulbs sold by two firms during April-June 2018 is 50000, then the number of LED bulbs sold by the firm Y during April-June 2018 is \_\_\_\_\_.

Percentage of 9 Watt LED bulbs sold by the firms X and Y from January 2018 to June, 2018



Month	Ratio of LED bulbs sold by two firms (X : Y)
January	7 : 8
February	2 : 3
March	2 : 1
April	3 : 2
May	1 : 4
June	9 : 11

- (A) 11250
- (B) 9750
- (C) 8750
- (D) 8250

- Q.No. 1** The ordinary differential equation  $\frac{d^2u}{dx^2} - 2x^2u + \sin x = 0$  is
- (A) linear and homogeneous
  - (B) linear and nonhomogeneous
  - (C) nonlinear and homogeneous
  - (D) nonlinear and nonhomogeneous

- Q.No. 2** The value of  $\lim_{x \rightarrow \infty} \frac{\sqrt{9x^2+2020}}{x+7}$  is
- (A)  $\frac{7}{9}$
  - (B) 1
  - (C) 3
  - (D) indeterminable

- Q.No. 3** The integral

$$\int_0^1 (5x^3 + 4x^2 + 3x + 2) dx$$

is estimated numerically using three alternative methods namely the rectangular, trapezoidal and Simpson's rules with a common step size. In this context, which one of the following statements is **TRUE**?

- (A) Simpson's rule as well as rectangular rule of estimation will give NON-zero error.
- (B) Simpson's rule, rectangular rule as well as trapezoidal rule of estimation will give NON-zero error.
- (C) Only the rectangular rule of estimation will give zero error.
- (D) Only Simpson's rule of estimation will give zero error.

- Q.No. 4** The following partial differential equation is defined for  $u:u(x,y)$

$$\frac{\partial u}{\partial y} = \frac{\partial^2 u}{\partial x^2}; \quad y \geq 0; \quad x_1 \leq x \leq x_2$$

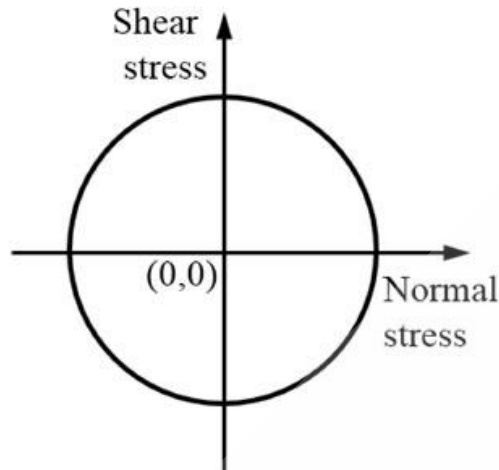
The set of auxiliary conditions necessary to solve the equation uniquely, is

- (A) three initial conditions
- (B) three boundary conditions
- (C) two initial conditions and one boundary condition
- (D) one initial condition and two boundary conditions

- Q.No. 5** The ratio of the plastic moment capacity of a beam section to its yield moment capacity is termed as

- (A) aspect ratio
- (B) load factor
- (C) shape factor
- (D) slenderness ratio

Q.No. 6 The state of stress represented by Mohr's circle shown in the figure is



- (A) uniaxial tension
- (B) biaxial tension of equal magnitude
- (C) hydrostatic stress
- (D) pure shear

Q.No. 7 A weightless cantilever beam of span  $L$  is loaded as shown in the figure. For the entire span of the beam, the material properties are identical and the cross section is rectangular with constant width.



From the flexure-critical perspective, the most economical longitudinal profile of the beam to carry the given loads amongst the options given below, is

- (A)
- (B)
- (C)
- (D)

Q.No. 8 As per IS 456:2000, the pH value of water for concrete mix shall **NOT** be less

than

- (A) 4.5
- (B) 5.0

- (C) 5.5
- (D) 6.0

**Q.No. 9** The traffic starts discharging from an approach at an intersection with the signal turning green. The constant headway considered from the fourth or fifth headway position is referred to as

- (A) discharge headway
- (B) effective headway
- (C) intersection headway
- (D) saturation headway

**Q.No. 10** Soil deposit formed due to transportation by wind is termed as

- (A) aeolian deposit
- (B) alluvial deposit
- (C) estuarine deposit
- (D) lacustrine deposit

**Q.No. 11** A sample of 500 g dry sand, when poured into a 2 litre capacity cylinder which is partially filled with water, displaces 188 cm<sup>3</sup> of water. The density of water is 1 g/cm<sup>3</sup>. The specific gravity of the sand is

- (A) 2.72
- (B) 2.66
- (C) 2.55
- (D) 2.52

**Q.No. 12** Muskingum method is used in

- (A) hydrologic reservoir routing
- (B) hydrologic channel routing
- (C) hydraulic channel routing
- (D) hydraulic reservoir routing

**Q.No. 13** Superpassage is a canal cross-drainage structure in which

- (A) natural stream water flows with free surface below a canal
- (B) natural stream water flows under pressure below a canal
- (C) canal water flows with free surface below a natural stream
- (D) canal water flows under pressure below a natural stream

**Q.No. 14** A triangular direct runoff hydrograph due to a storm has a time base of 90 hours. The peak flow of 60 m<sup>3</sup>/s occurs at 20 hours from the start of the storm. The area of catchment is 300 km<sup>2</sup>. The rainfall excess of the storm (in cm), is

- (A) 2.00
- (B) 3.24
- (C) 5.40
- (D) 6.48

**Q.No. 15** The velocity components in the  $x$  and  $y$  directions for an incompressible flow are given as  $u = (-5 + 6x)$  and  $v = -(9 + 6y)$ , respectively. The equation of the streamline is

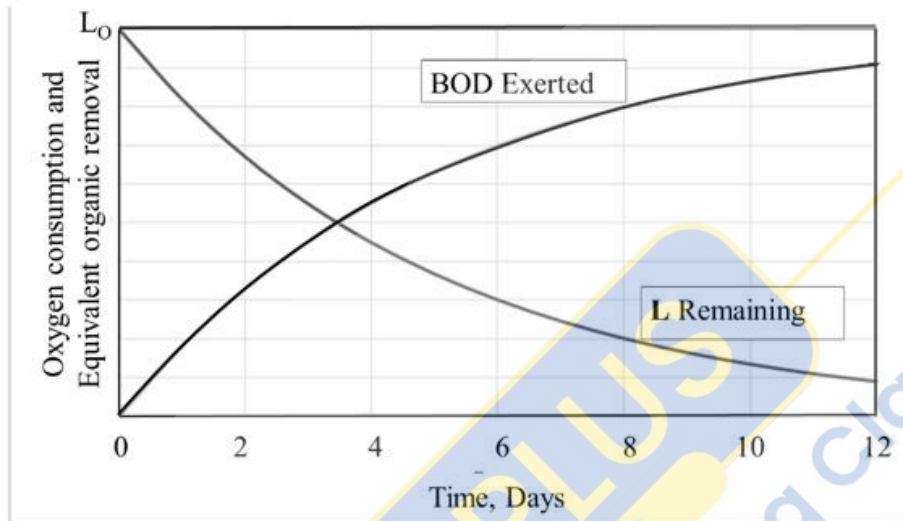
- (A)  $(-5 + 6x) - (9 + 6y) = \text{constant}$
- (B)

$$\frac{-5 + 6x}{9 + 6y} = \text{constant}$$

(C)  $(-5 + 6x)(9 + 6y) = \text{constant}$

(D)  $\frac{9 + 6y}{-5 + 6x} = \text{constant}$

Q.No. 16 The relationship between oxygen consumption and equivalent biodegradable organic removal (i.e., BOD) in a closed container with respect to time is shown in the figure



Assume that the rate of oxygen consumption is directly proportional to the amount of degradable organic matter and is expressed as  $\frac{dL_t}{dt} = -kL_t$ , where,  $L_t$  (in mg/litre) is the oxygen equivalent of the organics remaining at time  $t$  and  $k$  (in  $d^{-1}$ ) is the degradation rate constant.  $L_0$  is the oxygen equivalent of organic matter at time,  $t = 0$ .

In the above context, the correct expression is

(A)  $BOD_5 = L_5$

(B)  $BOD_t = L_0 - L_t$

(C)  $L_0 = L_t e^{-kt}$

(D)  $L_t = L_0 (1 - e^{-kt})$

Q.No. 17 A gas contains two types of suspended particles having average sizes of  $2 \mu\text{m}$  and  $50 \mu\text{m}$ . Amongst the options given below, the most suitable pollution control strategy for removal of these particles is

(A) settling chamber followed by bag filter

(B) electrostatic precipitator followed by venturi scrubber

(C) electrostatic precipitator followed by cyclonic separator

(D) bag filter followed by electrostatic precipitator

Q.No. 18 A fair (unbiased) coin is tossed 15 times. The probability of getting exactly 8 Heads (round off to three decimal places), is \_\_\_\_\_.

- Q.No. 19 The maximum applied load on a cylindrical concrete specimen of diameter 150 mm and length 300 mm tested as per the split tensile strength test guidelines of IS 5816:1999 is 157 kN. The split tensile strength (in MPa, *round off to one decimal place*) of the specimen is \_\_\_\_\_.
- Q.No. 20 For an axle load of 15 tonne on a road, the Vehicle Damage Factor (*round off to two decimal places*), in terms of the standard axle load of 8 tonne, is \_\_\_\_\_.
- Q.No. 21 24-h traffic count at a road section was observed to be 1000 vehicles on a Tuesday in the month of July. If daily adjustment factor for Tuesday is 1.121 and monthly adjustment factor for July is 0.913, the Annual Average Daily Traffic (in veh/day, *round off to the nearest integer*) is \_\_\_\_\_.
- Q.No. 22 A soil has dry unit weight of  $15.5 \text{ kN/m}^3$ , specific gravity of 2.65 and degree of saturation of 72%. Considering the unit weight of water as  $10 \text{ kN/m}^3$ , the water content of the soil (in %, *round off to two decimal places*) is \_\_\_\_\_.
- Q.No. 23 A one-dimensional consolidation test is carried out on a standard 19 mm thick clay sample. The oedometer's deflection gauge indicates a reading of 2.1 mm, just before removal of the load, without allowing any swelling. The void ratio is 0.62 at this stage. The initial void ratio (*round off to two decimal places*) of the standard specimen is \_\_\_\_\_.
- Q.No. 24 Velocity distribution in a boundary layer is given by  $\frac{u}{U_\infty} = \sin\left(\frac{\pi y}{2\delta}\right)$ , where  $u$  is the velocity at vertical coordinate  $y$ ,  $U_\infty$  is the free stream velocity and  $\delta$  is the boundary layer thickness. The values of  $U_\infty$  and  $\delta$  are 0.3 m/s and 1.0 m, respectively. The velocity gradient  $\left(\frac{\partial u}{\partial y}\right)$  (in  $\text{s}^{-1}$ , *round off to two decimal places*) at  $y = 0$ , is \_\_\_\_\_.
- Q.No. 25 Two identically sized primary settling tanks receive water for Type-I settling (discrete particles in dilute suspension) under laminar flow conditions. The Surface Overflow Rate (SOR) maintained in the two tanks are  $30 \text{ m}^3/\text{m}^2\cdot\text{d}$  and  $15 \text{ m}^3/\text{m}^2\cdot\text{d}$ . The lowest diameters of the particles, which shall be settled out completely under SORs of  $30 \text{ m}^3/\text{m}^2\cdot\text{d}$  and  $15 \text{ m}^3/\text{m}^2\cdot\text{d}$  are designated as  $d_{30}$  and  $d_{15}$ , respectively. The ratio,  $d_{30}/d_{15}$  (*round off to two decimal places*), is \_\_\_\_\_.
- Q.No. 26



An ordinary differential equation is given below

$$6 \frac{d^2y}{dx^2} + \frac{dy}{dx} - y = 0$$

The general solution of the above equation (with constants  $C_1$  and  $C_2$ ), is

- (A)  $y(x) = C_1 e^{-\frac{x}{3}} + C_2 e^{\frac{x}{2}}$   
 (B)  $y(x) = C_1 e^{\frac{x}{3}} + C_2 e^{-\frac{x}{2}}$   
 (C)  $y(x) = C_1 x e^{-\frac{x}{3}} + C_2 e^{\frac{x}{2}}$   
 (D)  $y(x) = C_1 e^{-\frac{x}{3}} + C_2 x e^{\frac{x}{2}}$

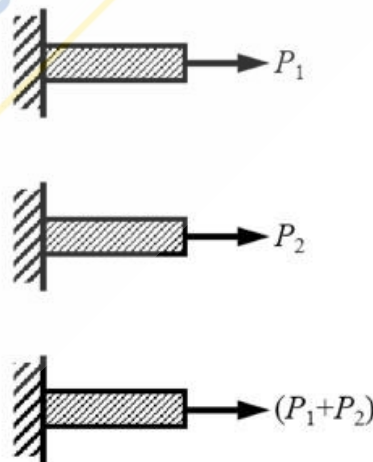
Q.No. 27 A  $4 \times 4$  matrix  $[P]$  is given below

$$[P] = \begin{bmatrix} 0 & 1 & 3 & 0 \\ -2 & 3 & 0 & 4 \\ 0 & 0 & 6 & 1 \\ 0 & 0 & 1 & 6 \end{bmatrix}$$

The eigenvalues of  $[P]$  are

- (A) 0, 3, 6, 6  
 (B) 1, 2, 3, 4  
 (C) 3, 4, 5, 7  
 (D) 1, 2, 5, 7

Q.No. 28 A prismatic linearly elastic bar of length  $L$ , cross-sectional area  $A$ , and made up of a material with Young's modulus  $E$ , is subjected to axial tensile force as shown in the figures. When the bar is subjected to axial tensile forces  $P_1$  and  $P_2$ , the strain energies stored in the bar are  $U_1$  and  $U_2$ , respectively.

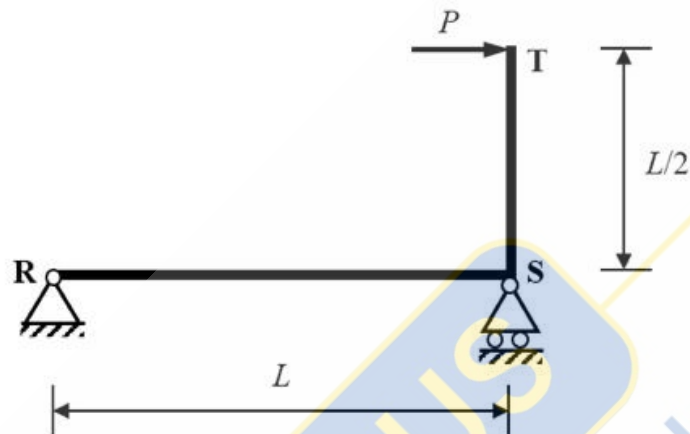


If  $U$  is the strain energy stored in the same bar when subjected to an axial tensile force  $(P_1 + P_2)$ , the correct relationship is

- (A)  $U = U_1 + U_2$

- (B)  $U = U_1 - U_2$
- (C)  $U < U_1 + U_2$
- (D)  $U > U_1 + U_2$

**Q.No. 29** The planar structure RST shown in the figure is roller-supported at S and pin-supported at R. Members RS and ST have uniform flexural rigidity ( $EI$ ) and S is a rigid joint. Consider only bending deformation and neglect effects of self-weight and axial stiffening.



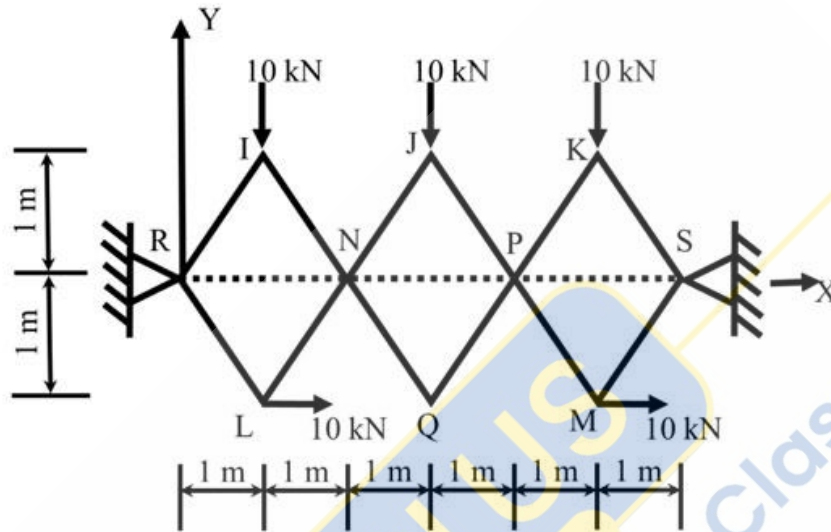
When the structure is subjected to a concentrated horizontal load  $P$  at the end T, the magnitude of rotation at the support R, is

- (A)  $\frac{PL^3}{12EI}$
- (B)  $\frac{PL^2}{12EI}$
- (C)  $\frac{PL^2}{6EI}$
- (D)  $\frac{PL}{6EI}$

**Q.No. 30**

AEC PLUS  
 POWERED BY  
 Advance Engineering Classes

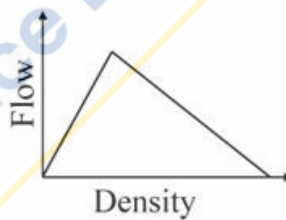
Joints I, J, K, L, Q and M of the frame shown in the figure (*not drawn to the scale*) are pins. Continuous members IQ and LJ are connected through a pin at N. Continuous members JM and KQ are connected through a pin at P. The frame has hinge supports at joints R and S. The loads acting at joints I, J and K are along the negative Y direction and the loads acting at joints L and M are along the positive X direction.



The magnitude of the horizontal component of reaction (in kN) at S, is

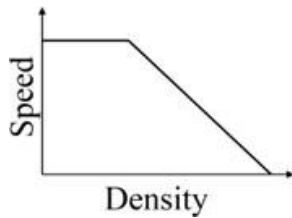
- (A) 5
- (B) 10
- (C) 15
- (D) 20

Q.No. 31 The flow-density relationship of traffic on a highway is shown in the figure

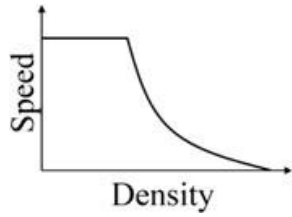


The correct representation of speed-density relationship of the traffic on this highway is

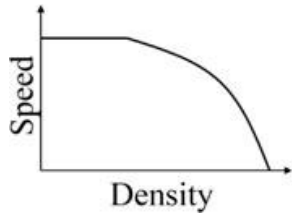
- (A)
- (B)



(C)



(D)



**Q.No. 32** Group-I gives a list of test methods for evaluating properties of aggregates. Group-II gives the list of properties to be evaluated.

**Group-I: Test methods**

P. Soundness test

Q. Crushing test

R. Los Angeles abrasion test

S. Stripping value test

**Group-II: Properties**

1. Strength

2. Resistance to weathering

3. Adhesion

4. Hardness

The correct match of test methods under Group-I to properties under Group-II, is

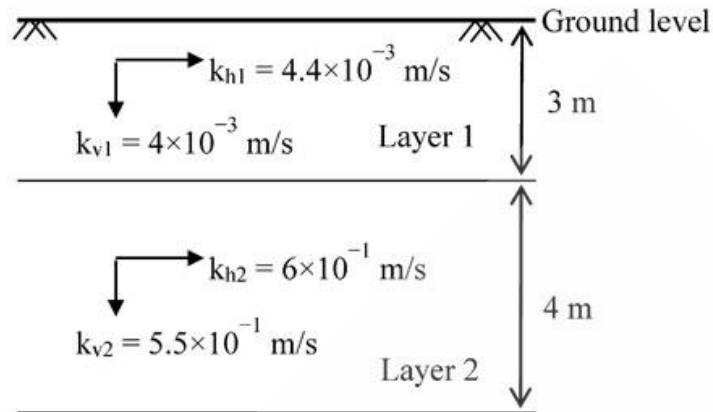
- (A) P-4; Q-1; R-2; S-3
- (B) P-2; Q-1; R-4; S-3
- (C) P-3; Q-4; R-1; S-2
- (D) P-2; Q-4; R-3; S-1

**Q.No. 33** For the hottest month of the year at the proposed airport site, the monthly mean of the average daily temperature is 39°C. The monthly mean of the maximum daily temperature is 48°C for the same month of the year. From the given information, the calculated Airport Reference Temperature (in °C), is

- (A) 36
- (B) 39
- (C) 42
- (D) 48

**Q.No. 34**

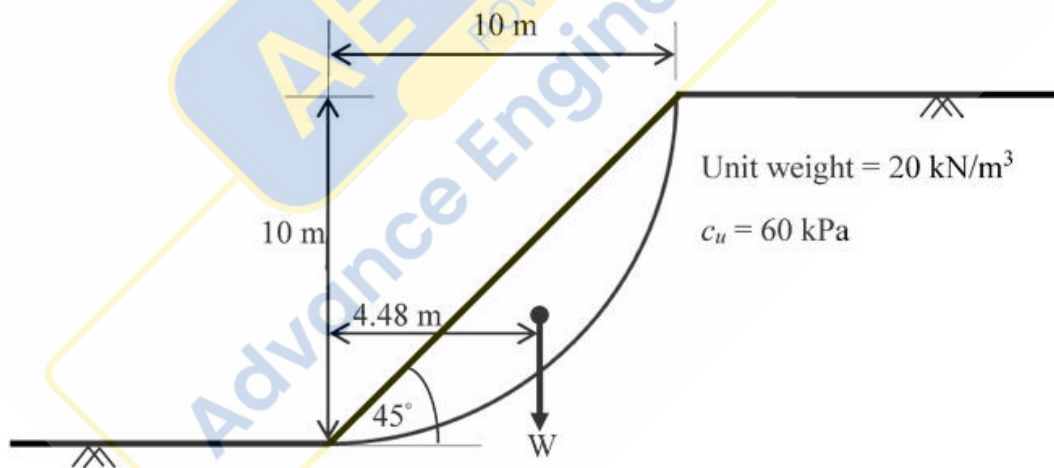
Permeability tests were carried out on the samples collected from two different layers as shown in the figure (*not drawn to the scale*). The relevant horizontal ( $k_h$ ) and vertical ( $k_v$ ) coefficients of permeability are indicated for each layer.



The ratio of the equivalent horizontal to vertical coefficients of permeability, is

- (A) 37.29
- (B) 80.20
- (C) 68.25
- (D) 0.03

**Q.No. 35** A 10 m high slope of dry clay soil (unit weight =  $20 \text{ kN/m}^3$ ), with a slope angle of  $45^\circ$  and the circular slip surface, is shown in the figure (*not drawn to the scale*). The weight of the slip wedge is denoted by  $W$ . The undrained unit cohesion ( $c_u$ ) is 60 kPa.



The factor of safety of the slope against slip failure, is

- (A) 1.84
- (B) 1.57
- (C) 0.58
- (D) 1.67

**Q.No. 36**

Crops are grown in a field having soil, which has field capacity of 30% and permanent wilting point of 13%. The effective depth of root zone is 80 cm. Irrigation water is supplied when the average soil moisture drops to 20%. Consider density of the soil as  $1500 \text{ kg/m}^3$  and density of water as  $1000 \text{ kg/m}^3$ . If the daily consumptive use of water for the crops is 2 mm, the frequency of irrigating the crops (in days), is

- (A) 7
- (B) 10
- (C) 11
- (D) 13

**Q.No. 37** Alkalinity of water, in equivalent/litre (eq/litre), is given by

$$\{\text{HCO}_3^-\} + 2\{\text{CO}_3^{2-}\} + \{\text{OH}^-\} - \{\text{H}^+\}$$

Where,  $\{ \}$  represents concentration in mol/litre. For a water sample, the concentrations of  $\text{HCO}_3^- = 2 \times 10^{-3} \text{ mol/litre}$ ,  $\text{CO}_3^{2-} = 3.04 \times 10^{-4} \text{ mol/litre}$  and the pH of water = 9.0. The atomic weights are: Ca = 40; C = 12; and O = 16. If the concentration of  $\text{OH}^-$  and  $\text{H}^+$  are NEGLECTED, the alkalinity of the water sample (in mg/litre as  $\text{CaCO}_3$ ), is

- (A) 130.4
- (B) 100.0
- (C) 50.0
- (D) 65.2

**Q.No. 38** A theodolite was set up at a station P. The angle of depression to a vane 2 m above the foot of a staff held at another station Q was  $45^\circ$ . The horizontal distance between stations P and Q is 20 m. The staff reading at a benchmark S of RL 433.050 m is 2.905 m. Neglecting the errors due to curvature and refraction, the RL of the station Q (in m), is

- (A) 413.050
- (B) 413.955
- (C) 431.050
- (D) 435.955

**Q.No. 39** The Fourier series to represent  $x - x^2$  for  $-\pi \leq x \leq \pi$  is given by

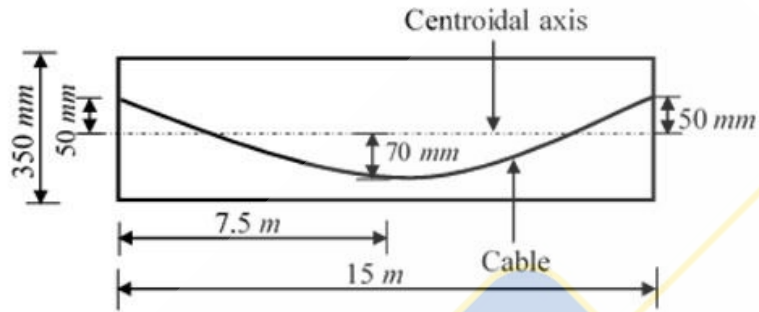
$$x - x^2 = \frac{a_0}{2} + \sum_{n=1}^{\infty} a_n \cos nx + \sum_{n=1}^{\infty} b_n \sin nx$$

The value of  $a_0$  (round off to two decimal places), is \_\_\_\_\_.

**Q.No. 40**

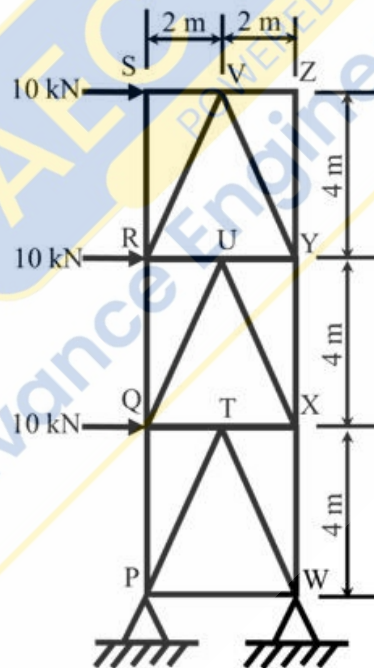
The diameter and height of a right circular cylinder are 3 cm and 4 cm, respectively. The absolute error in each of these two measurements is 0.2 cm. The absolute error in the computed volume (in  $\text{cm}^3$ , round off to three decimal places), is \_\_\_\_\_.

- Q.No. 41 A concrete beam of span 15 m, 150 mm wide and 350 mm deep is prestressed with a parabolic cable as shown in the figure (*not drawn to the scale*). Coefficient of friction for the cable is 0.35, and coefficient of wave effect is 0.0015 per meter.



If the cable is tensioned from one end only, the percentage loss (round off to one decimal place) in the cable force due to friction, is \_\_\_\_\_.

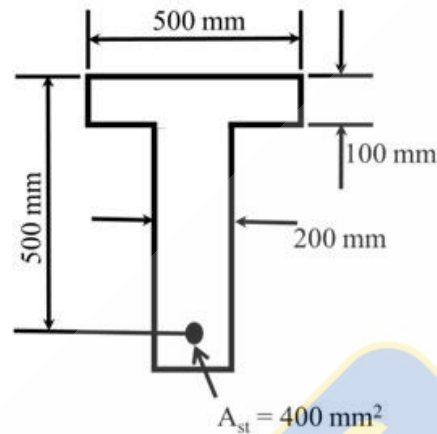
- Q.No. 42 The plane truss has hinge supports at P and W and is subjected to the horizontal forces as shown in the figure (*not drawn to the scale*)



Representing the tensile force with '+' sign and the compressive force with '-' sign, the force in member XW (in kN, round off to the nearest integer), is \_\_\_\_\_.

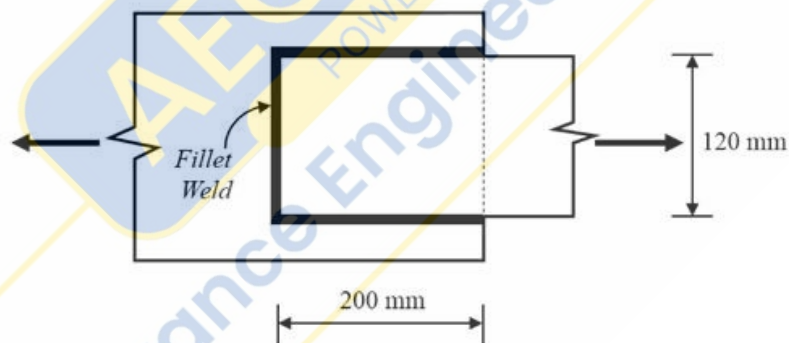
- Q.No. 43

The cross-section of the reinforced concrete beam having an effective depth of 500 mm is shown in the figure (*not drawn to the scale*). The grades of concrete and steel used are M35 and Fe550, respectively. The area of tension reinforcement is  $400 \text{ mm}^2$ . It is given that corresponding to 0.2% proof stress, the material safety factor is 1.15 and the yield strain of Fe550 steel is 0.0044.



As per IS 456:2000, the limiting depth (in mm, *round off to the nearest integer*) of the neutral axis measured from the extreme compression fiber, is \_\_\_\_\_.

- Q.No. 44** Two steel plates are lap jointed in a workshop using 6 mm thick fillet weld as shown in the figure (*not drawn to the scale*). The ultimate strength of the weld is 410 MPa.



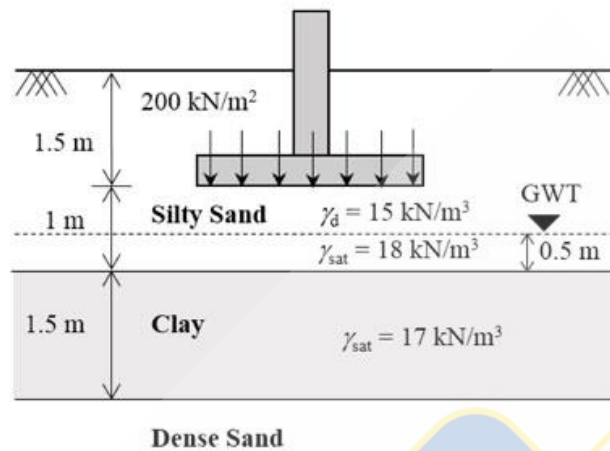
As per Limit State Design of IS 800:2007, the design capacity (in kN, *round off to three decimal places*) of the welded connection, is \_\_\_\_\_.

- Q.No. 45** The design speed of a two-lane two-way road is 60 km/h and the longitudinal coefficient of friction is 0.36. The reaction time of a driver is 2.5 seconds. Consider acceleration due to gravity as  $9.8 \text{ m/s}^2$ . The intermediate sight distance (in m, *round off to the nearest integer*) required for the road is \_\_\_\_\_.

- Q.No. 46**



A footing of size  $2\text{ m} \times 2\text{ m}$  transferring a pressure of  $200\text{ kN/m}^2$ , is placed at a depth of  $1.5\text{ m}$  below the ground as shown in the figure (*not drawn to the scale*). The clay stratum is normally consolidated. The clay has specific gravity of  $2.65$  and compression index of  $0.3$ .

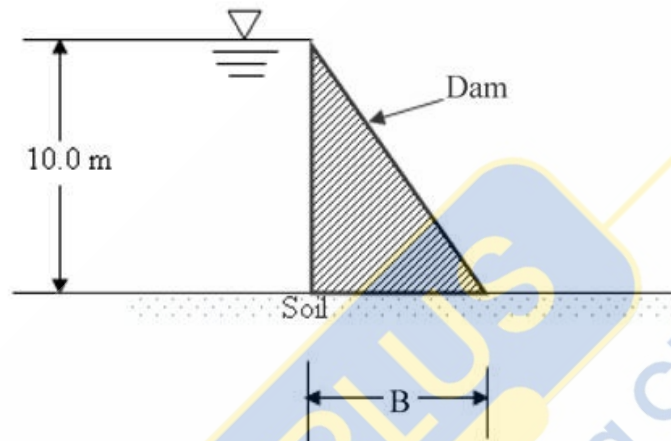


Considering  $2:1$  (vertical to horizontal) method of load distribution and  $\gamma_w = 10\text{ kN/m}^3$ , the primary consolidation settlement (in mm, *round off to two decimal places*) of the clay stratum is \_\_\_\_\_.

- Q.No. 47** A constant-head permeability test was conducted on a soil specimen under a hydraulic gradient of  $2.5$ . The soil specimen has specific gravity of  $2.65$  and saturated water content of  $20\%$ . If the coefficient of permeability of the soil is  $0.1\text{ cm/s}$ , the seepage velocity (in  $\text{cm/s}$ , *round off to two decimal places*) through the soil specimen is \_\_\_\_\_.
- Q.No. 48** A  $5\text{ m}$  high vertical wall has a saturated clay backfill. The saturated unit weight and cohesion of clay are  $18\text{ kN/m}^3$  and  $20\text{ kPa}$ , respectively. The angle of internal friction of clay is zero. In order to prevent development of tension zone, the height of the wall is required to be increased. Dry sand is used as backfill above the clay for the increased portion of the wall. The unit weight and angle of internal friction of sand are  $16\text{ kN/m}^3$  and  $30^\circ$ , respectively. Assume that the back of the wall is smooth and top of the backfill is horizontal. To prevent the development of tension zone, the minimum height (in  $\text{m}$ , *round off to one decimal place*) by which the wall has to be raised, is \_\_\_\_\_.
- Q.No. 49** A cast iron pipe of diameter  $600\text{ mm}$  and length  $400\text{ m}$  carries water from a tank and discharges freely into air at a point  $4.5\text{ m}$  below the water surface in the tank. The friction factor of the pipe is  $0.018$ . Consider acceleration due to gravity as  $9.81\text{ m/s}^2$ . The velocity of the flow in pipe (in  $\text{m/s}$ , *round off to two decimal places*) is \_\_\_\_\_.

Q.No. 50 A hydraulic jump occurs in a triangular (V-shaped) channel with side slopes 1:1 (vertical to horizontal). The sequent depths are 0.5 m and 1.5 m. The flow rate (in  $\text{m}^3/\text{s}$ , round off to two decimal places) in the channel is \_\_\_\_\_.

Q.No. 51 A concrete dam holds 10 m of static water as shown in the figure (not drawn to the scale). The uplift is assumed to vary linearly from full hydrostatic head at the heel, to zero at the toe of dam. The coefficient of friction between the dam and foundation soil is 0.45. Specific weights of concrete and water are  $24 \text{ kN/m}^3$  and  $9.81 \text{ kN/m}^3$ , respectively.



For NO sliding condition, the required minimum base width B (in m, round off to two decimal places) is \_\_\_\_\_.

Q.No. 52 The ion product of water ( $pK_w$ ) is 14. If a rain water sample has a pH of 5.6, the concentration of  $\text{OH}^-$  in the sample (in  $10^{-9}$  mol/litre, round off to one decimal place), is \_\_\_\_\_.

Q.No. 53 A waste to energy plant burns dry solid waste of composition: Carbon = 35%, Oxygen = 26%, Hydrogen = 10%, Sulphur = 6%, Nitrogen = 3% and Inerts = 20%. Burning rate is 1000 tonnes/d. Oxygen in air by weight is 23%. Assume complete conversion of Carbon to  $\text{CO}_2$ , Hydrogen to  $\text{H}_2\text{O}$ , Sulphur to  $\text{SO}_2$  and Nitrogen to  $\text{NO}_2$ .

Given Atomic weights: H = 1, C = 12, N = 14, O = 16, S = 32

The stoichiometric (theoretical) amount of air (in tonnes/d, round off to the nearest integer) required for complete burning of this waste, is \_\_\_\_\_.

Q.No. 54 A sample of water contains an organic compound  $\text{C}_8\text{H}_{16}\text{O}_8$  at a concentration of  $10^{-3}$  mol/litre. Given that the atomic weight of C = 12 g/mol, H = 1 g/mol, and O = 16 g/mol, the theoretical oxygen demand of water (in g of  $\text{O}_2$  per litre, round off to two decimal places), is \_\_\_\_\_.

**Q.No. 55** A theodolite is set up at station A. The RL of instrument axis is 212.250 m. The angle of elevation to the top of a 4 m long staff, held vertical at station B, is  $7^\circ$ . The horizontal distance between stations A and B is 400 m. Neglecting the errors due to curvature of earth and refraction, the RL (in m, *round off to three decimal places*) of station B is \_\_\_\_\_.

